



Metropolitan Cebu Water District
**Quality Management System
 Procedures Manual**


| | |
|----------------|------------|
| Index No. | X |
| Page No. | 1 Of 1 |
| Issue No. | 1 |
| Revision No. | 0 |
| Effective Date | Jan. 01,01 |

| | |
|---------|--------------|
| Section | Introduction |
| Subject | Title Page |

MCWD Operations Manual (Procedures)

Vol 2 Book 1 of 4


Procedures Manual Support Processes



Prepared: Evelyn C. Villarias
 Date:

Reviewed: Rosita C. Lao
 Date:

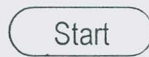
Approved: Dulce M. Abanilla
 Date:

| | | | | |
|---|---|---------------------|---------------------------|--------------|
|  | Metropolitan Cebu Water District Quality Management System Procedures Manual | | Index No. | X |
| | | | Page No. | 1 of 2 |
| | Section | User's Guide | Issue No. | 1 |
| | Subject | | Legend and Symbols | Revision No. |
| | | Effective Date | Jan. 01,01 | |

This procedures Manual uses symbols and conventions to facilitate understanding of the flow of the work and such work performed in the process. Generally, process flow diagram symbols are used and where necessary brief explanations of such are provided in the "details" portion of the documents. Thus the following symbols;

Symbol


Meaning



Start Node




Work Flow



Process



Document



Multiple Document



Process Tag



E. Villarias

Rosita C. Lao

Dulce M. Abanilla

Prepared: Evelyn C. Villarias
Date:

Reviewed: Rosita C. Lao
Date:

Approved: Dulce M. Abanilla
Date:

